

Fund Terms

Return Since Inception

11.16% pa (IRR)

Min. Investment

\$50,000

Inception

April 21

Management Fee

0.5% pa

Distributions & Redemption

Monthly

Structure

Open-Ended Unit Trust
(Wholesale investors only)

Platforms

Macquarie Wrap, HUB24
Powerwrap, Præmium
Netwealth Accelerator Plus,
Mason Stevens

Bank (Cash Holding)

CBA

APIR Code

AVA5801AU

Key Metrics

(May 2024)

Distribution per unit

0.8617

Unit price

\$1.00

Weighted avg. LVR

56.79% (excluding cash)

Weighted avg. duration

5.89 months

FUM

\$195.27M (17 loans)

Contact Information

Simon Riordan
Managing Director | Distribution
Sam Burrell
Director | Distribution

Email

info@avaricapitalpartners.com.au

Phone

+61 2 9299 6899

May 2024

Summary

Diversified exposure to our best private loan opportunities backed by mortgages over Australian property, investor's capital is significantly shielded from property market movements AVARI are experts in sourcing, executing and managing loans offering higher risk adjusted returns.

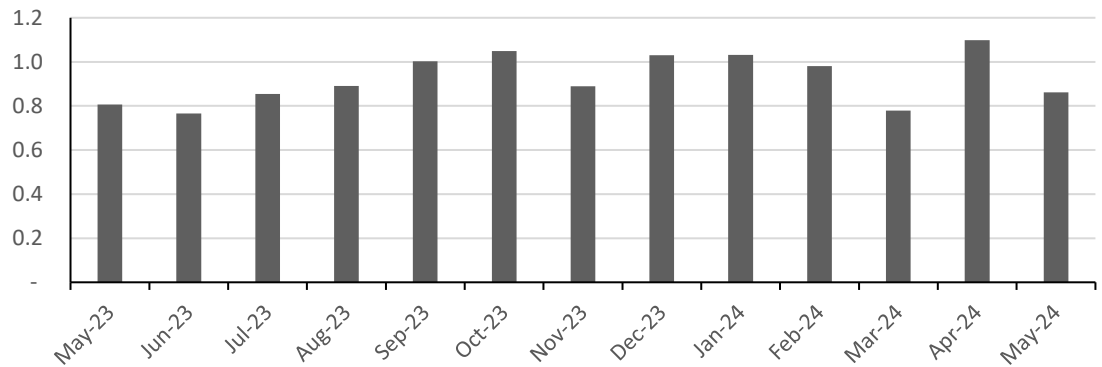
Fund Commentary

In May, the Fund paid a net distribution of **0.86 cents per unit** for the month, bringing the total annualised return to **11.16%** since inception. The loan portfolio has achieved this rate of return whilst maintaining an **LVR of 56.79%**.

During May the fund had four loans repaid, which led to an increased cash position. The team has a number of loans in the latter stage of due diligence, including facilities with securities in locations such as the Central Coast, West Melbourne and the Gold Coast.

At the end of the month, the Fund's portfolio consisted of a total of 17 loans. The Fund is actively assessing numerous opportunities and remains committed to identifying and financing viable investment options.

12 Month Distribution History



Due Diligence

Tweed Heads NSW – Construction and Land facility
Grangefields VIC – Land Facility
Pinny Beach NSW – Land Facility

Due diligence for all facilities is ongoing

Independent Research



Fund Awards



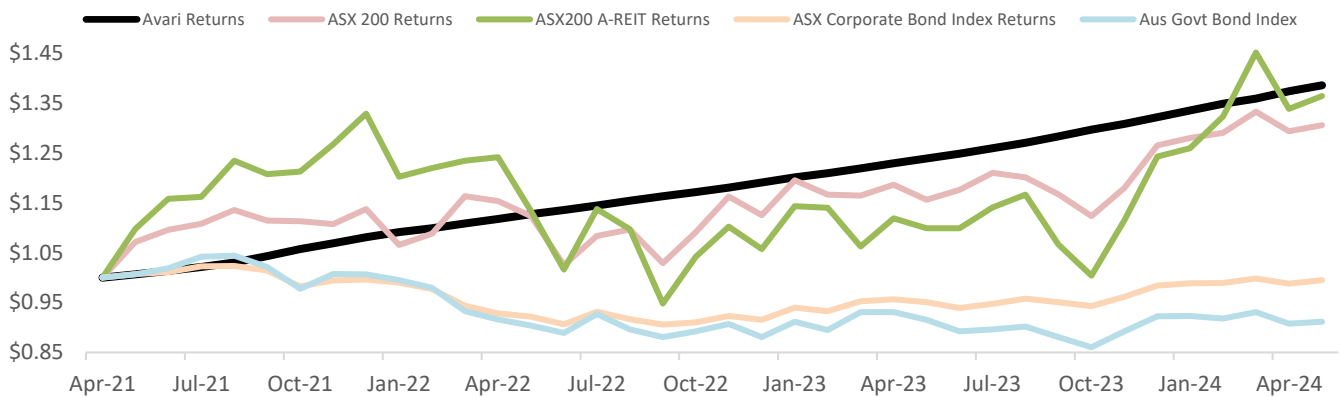
Net Returns (after fees)

6 months annualised	Rolling 12 months	Since Inception
12.20%	11.83%	11.16%

Historical Monthly Distribution

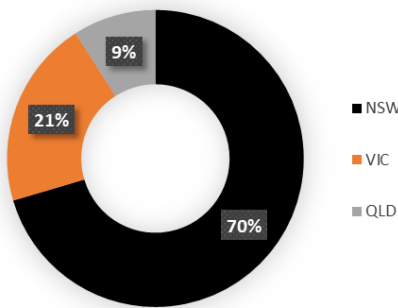
Cents per Unit	Jan	Feb	Mar	Apr	May	Jun	Jul	Aug	Sep	Oct	Nov	Dec
2024	1.03	0.98	0.78	1.10	0.86							
2023	0.91	0.69	0.69	0.81	0.81	0.77	0.86	0.89	1.00	1.05	0.89	1.03
2022	0.94	0.71	0.85	0.80	0.85	0.78	0.82	0.82	0.76	0.75	0.76	0.84
2021					0.66	0.67	0.77	0.92	1.24	1.29	1.13	1.15

Historical Returns vs Other Asset Classes¹

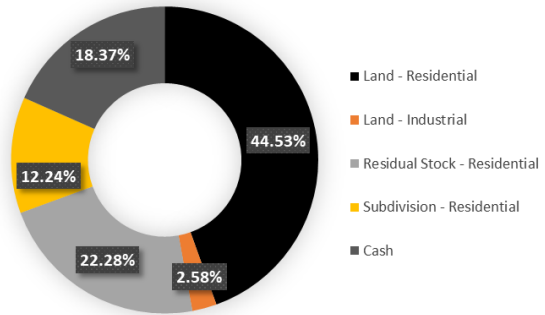


¹Accumulated returns per dollar invested since Fund inception, assuming all distributions and dividends are reinvested.

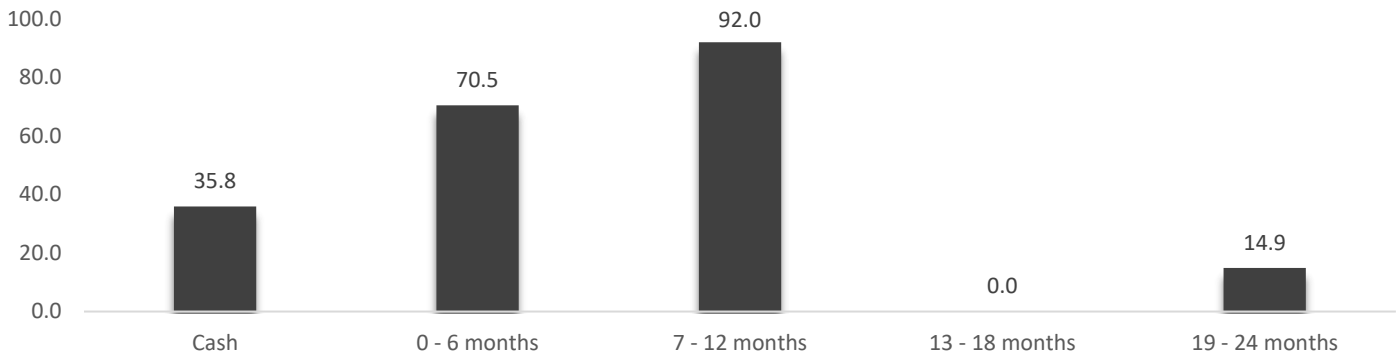
Geographic Allocation



Portfolio Composition



Loan Maturity Profile (\$m)



Platforms



Disclaimer

This document has been prepared by Avari Capital Partners Pty Ltd (ABN 86 626 245 172) [an affiliate of Avari Holdings Pty Ltd (ABN 88 603 200 648, AFSL 472222), formerly known as Acer Capital] for information purposes only. The information is only directed at investors who are wholesale investors or professional investors pursuant to the Corporations Act 2001 (Cth). This is not an offer to sell or a solicitation or an offer to subscribe or purchase or a recommendation of any securities referred to herein and the information has not taken into account any potential investors' personal objectives, financial situation or needs. Before investing, you should consider your own objectives, financial situation and needs or you should obtain financial, legal and/or taxation advice. The financial forecast and forward-looking statements contained in this document are not guarantees or predictions of future performance and involve known and unknown risks and uncertainties and other factors, many of which are beyond the control of Avari. Avari does not give any assurances that the results, performance or achievements expressed or implied will actually occur.